

Start-boxes

3 type

SIMPLE | LIGHT | ECONOMICAL

Used interchangeably for the shopping trolley shelters. Ideal for roofed spaces.
Steel structure (full RAL colours) with double anti-corrosive protection ensures trouble-free operation for a long time.

Possible structure modifications:

LR

long roof

SR

short roof

EX

extra (hidden connections)

Possible accessories:

AF

advertising frame

BW

back wall

SH

shields

RD

rolling doors

TD

transparent doors

L

logo

CC

closing crossbeam

Wall filling options:

GS

glass

DP

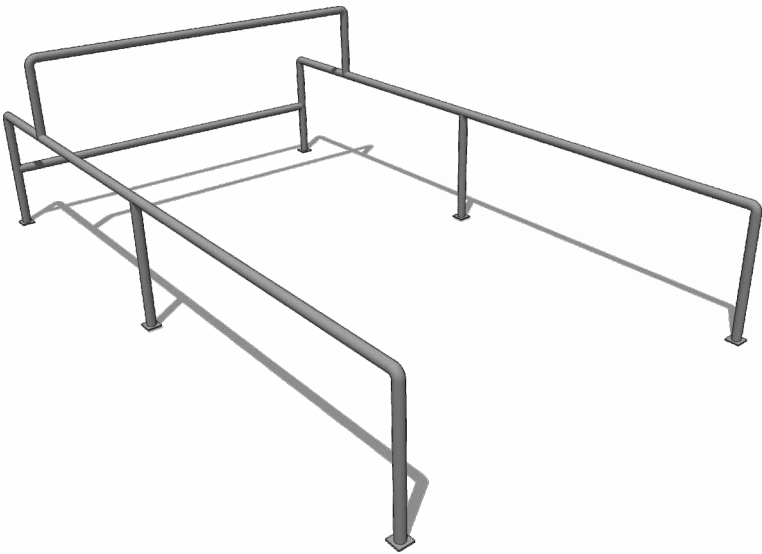
display

EC

economic

CP

SB3



Available lengths:

The stucture allows for the modification of the length ranging from 1 to 5 m.

Available widths:

The structure allows for any modification of the width.

Basic versions:

1.0

SB3/1: 1 x

1.5

SB3/2: 2 x

2.1

SB3/3: 3 x

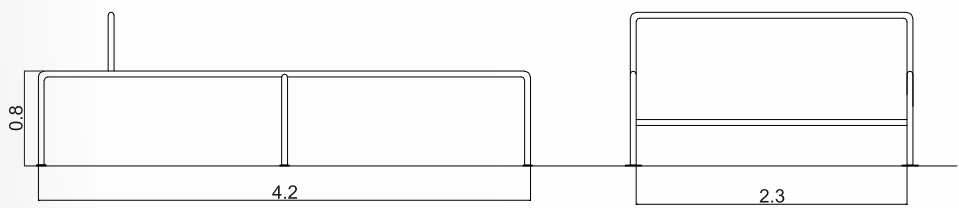
2.3

SB3/3+: 3 x

2.3

SB3/4: 4 x

Specyfification (SB3/3+):



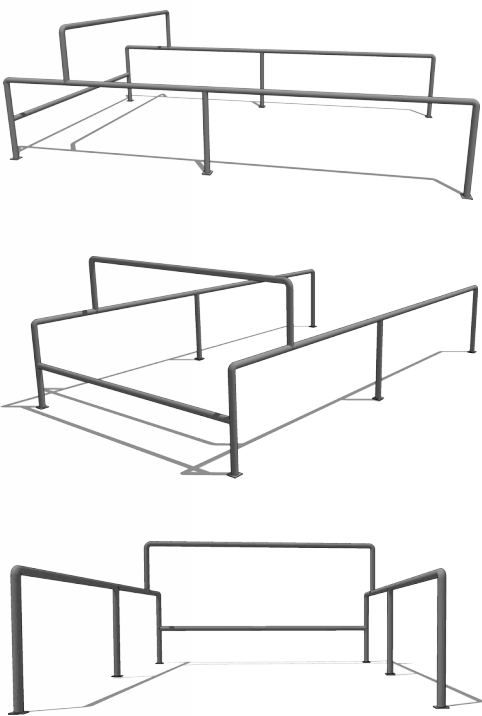
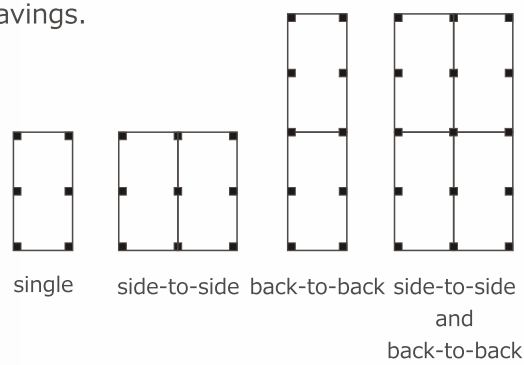
Parameters:

- 100% galvanised and powder-coated steel
optional: stainless steel
- no foundations needed
- multiplication possibility
- the possibility of forming the series of the modules

Multiplications:

The structure allows creating combined systems:

This ensures not only greater opportunities for equipment arrangements in the commercial establishments but also financial savings.



The production process is carried out on the basis of the standards:

PN EN 1090 -1-2
ISO 3834

Every product has a certification mark:

